 University of Zurich <small>UZH</small> Institute of Laboratory Animal Sciences	Standard Operating Procedure SOP	Page 1 of 6
	Scoring and withdrawal criteria of animals bearing i.c. tumors	LTK- RES-5-C-EN Version: C

This SOP replaces: Date: None
 Version: None

Reason for Change: None

Related SOPs: SOP-LTK-RES-3-EN Stereotactic Injection
 SOP-LTK-RES-4-EN Implantation of osmotic minipumps

Indication of Use: Animals bearing intracranial tumors

Aim of SOP: Assess the wellbeing of animals bearing intracranial tumors after injection of **up to 50'000 GL-261 cells or derivatives of this tumor cell line**

Distribution: 1. Server
 2. Animal House
 3. Group vom Berg

Attachments: **Scoring sheet**

Generated at: 06.05.2016	Checked and approved at: 07.05.16
by: Johannes vom Berg	by: Thorsten Buch

Responsible Persons:
 1) The researcher mentioned on the respective scoring sheet
 2) Any person with Module 1 and registered on animal permit

Method: observation, weighing, handling on cage grid



Principle of Method:

Clinical scoring and observation

You have to score tumor-bearing mice **weekly until three weeks after tumor-inoculation** (during this time you still have to visually check them 3 times per week), **then daily** when you inject **up to 50'000 cells**.

This INCLUDES checking on both days of the weekend.

For scoring you have to

- 1) **weigh** the animals. The mouse continues to gain weight over the time of the experiment. Weigh the animal and calculate the weight loss compared to the peak weight of the experiment (you can define the peak weight as soon as you see a stop in weight gain).
- 2) **observe** their behaviour in a familiar environment in the cage without manipulation: gait, grooming, social behaviour, performance, slight paralysis, etc.
- 3) **observe** their behaviour in a non-familiar environment on the grid of a cage and on the balance during weighing: gait, missed steps, performance, balance, explorative behaviour, slight paralysis, etc. A non-impaired healthy mouse does immediately start to explore its new surroundings (cage grid, balance). An impaired mouse will stay where placed on the balance or the grid and will not start to move spontaneously.

Units and Formulas: weight in grams, Severity grades

Material to be used: home cage, balance, cage grid

Min/Max amount: Severity grades ranging from 0-3 are being used in this protocol, where 0 is no impact on the animals' well-being, and 3 is strong impact leading to immediate withdrawal and euthanasia.

Safety:

1. General rules for working with sharp tools (scalpels, syringes, scissors) have to be followed.
2. Only in the case of chemotherapeutic agents and human cytokines additional biosafety rules have to be obeyed
3. Follow the rules of the animal house



Method Description:


Score	Clinical signs
0	No visible impairment, normal gait and behaviour including explorative behaviour in new environment (grid, weighing scale), no steps missed on the grid
1	Mild impairment, normal gait and behaviour including spontaneous explorative behaviour in new environment (grid, weighing scale), occasional step missed on the grid (less than one third of steps missed), slight balance and coordination impairments, slightly reduced activity, age characteristic weight gain absent / delayed
2	Reduced activity, less motile than healthy animals, reduced explorative behaviour (when placed on balance or grid, no immediate exploring), signs of discomfort (hunched back position, lack of grooming), reduced performance on grid / over one third of steps are missed, 15-20% weight loss compared to peak weight
3	Severe ataxia/apathia, no more activity, signs of stress and discomfort, weight loss over 20% of peak weight (withdrawal criterium) OR ANY OF THE IMMEDIATE WITHDRAWAL CRITERIA below

If **any** of the symptoms for clinical score 1 or higher are present, immediately switch to daily scoring:

Immediate Withdrawal criteria:

Sacrifice mice immediately when any of the following signs are visible:

- More than 20% weight loss
- nasal or eye discharge (visual examination)
- Vocalization (auditory examination)
- Respiratory difficulty (visual examination)
- Cranial deformity/neurological signs (visual examination)
- Perianal soiling (visual examination)
- Rough/unkept haircoat (visual examination)
- Hunched posture/Kyphosis (visual examination)
- Skin pathology (visual examination)
- Restricted mobility (visual examination)
- Jaw deformity/malocclusion (visual examination)
- Hypothermia (thermo-sensory examination: touch)

 <p>University of Zurich UZH Institute of Laboratory Animal Sciences</p>	<p align="center">Standard Operating Procedure</p> <p align="center">SOP</p>	<p align="center">Page 4 of 6</p>
	<p align="center">Scoring and withdrawal criteria of animals bearing i.c. tumors</p>	<p align="center">LTK- RES-5-C-EN Version: C</p>

Factors influencing outcome:

Make sure that animals are weighed at the same time of the day as mice show considerable weight fluctuations depending on resting and feeding periods over 24h

Analysis:

Weight is recorded for every individual day, as soon as weight starts to drop, the maximal (peak) weight is noted in the respective column in the scoring sheet and the corresponding weight after weight loss -15% and -20% is calculated and noted down.


Documentation:

Scoresheets of ongoing experiments in the animal house,
Finished experiments: Server and folder with respective license nr (to be announced) in LAB B205

Literature:

Gall GA, Kyle WH. Growth of the laboratory mouse. Theor Appl Genet. 1968 Jul;38(7):304-8. doi: 10.1007/BF01297571. PubMed PMID: 24442355.

Attachment: Scoring sheet (next page)

 University of Zurich UZH Institute of Laboratory Animal Sciences	<p align="center">Standard Operating Procedure</p> <p align="center">SOP</p>	<p align="center">Page 5 of 6</p>
	<p align="center">Scoring and withdrawal criteria of animals bearing i.c. tumors</p>	<p align="center">LTK- RES-5-C-EN Version: C</p>

Scoring sheet for monitoring intracranial tumors

Animal permit #:

Stereotactic inoculation:


Researcher:

Experiment ID:

Animal ID	Weight [g] scoring			Weight [g] and clinical score on day post injection / date [day/month/year] on days in bold letters . For <i>days in italics (non bold)</i> visual observation in the homepage is sufficient if no visible impairment can be detected													
	peak -20%	peak -15%	peak	-1	1	3	5	7	10	12	14						
1																	
2																	
3																	
4																	
5																	
...																	
Signature																	
comments																	

Continue the scoring until end of experiment (3-5 weeks) or in the case of survival studies until 4 months, add additional sheets if necessary!

This score sheet is used for all animals bearing intracranial tumors!

 University of Zurich UZH Institute of Laboratory Animal Sciences	Standard Operating Procedure SOP	Page 6 of 6
Scoring and withdrawal criteria of animals bearing i.c. tumors		LTK- RES-5-C-EN Version: C

Scoring sheet for monitoring intracranial tumors

Animal permit #:

Stereotactic inoculation:

Researcher:

Experiment ID:

Animal ID	Weight [g] scoring			Weight [g] and clinical score on day post injection / date [day/month/year] on days in bold letters . For <i>days in italics (non bold)</i> visual observation in the homecage is sufficient if no visible impairment can be detected							
	peak	peak -20%	peak -15%	17	19	21	22	23	24	...	
1											
2											
3											
4											
5											
...											
Signature											
comments											

Continue the scoring until end of experiment (3-5 weeks) or in the case of survival studies until 4 months, add additional sheets if necessary!

This score sheet is used for all animals bearing intracranial tumors!